

DOUBLE EXPOSURE

DIGITAL PHOTOGRAPHY



VIDEO



0:05 / 4:03 HD Settings Full Screen



1:25 / 4:03 Settings Full Screen



3:12 / 4:03 Settings Full Screen



3:14 / 4:03 Settings Full Screen

ANSWER QUESTIONS FROM FLIPPED DOUBLE EXPOSURE ASSIGNMENT



Double or multiple exposure is a technique of combining two or more exposures into one photograph.




This technique has its implementations in fine art photography...



and both commercial and advertising photography






With old film cameras the process of taking double exposures was very simple, which was taking the next photo without advancing the film.



MULTIPLE EXPOSURE ON FILM



YOU COULD ALSO **REWIND** THE FILM BACK



SHOOTING MENU



Color space	Adobe
Active D-Lighting	N
Long exp. NR	ON
High ISO NR	NORM
ISO sensitivity settings	
Live view	
Multiple exposure	ON
Interval timer shooting	OFF

Nikon D3



PHONE APPS
FOR
DOUBLE
EXPOSURE




 **DOUBLE EXPOSURE**
DOUBLE FUN!



Blend two photos
for instant art!



← BLENDPIC ↗



☆ 🖼️ ✂️ 🔄 ⚙️ %

• **Free Creative** •
Create Unique Effects with Your Own Photos



PROJECT OVERVIEW

CREATE **5** DOUBLE EXPOSURE PHOTOS



KEY POINTS

- Must use at least 2 photos, but more could be used
- Must use photos of yourself (against white or black backgrounds) we take in class or you take outside of class
- Must use Flickr Advanced Image Search - Creative Commons (allow modifications) to find secondary photos
- Layers, Selections, Masking & Layer Blending Modes will be used in developing your digital images.

PROJECT EXTENSIONS - TAKING IT FURTHER

- Incorporate subtle textures, gradient maps, use **ALL** original photos by **YOU**. (demo coming this week)
- Develop your double exposure photos on a theme: **Personal Geographies** - where are you from, where have you been and where do you want to go.








































Products Browse [All items](#)

- | | | | |
|-------------------------------------------------------------------------------------------------------------------------------------------|--------------------------------------------------------------------------------------------------------------------------------------------------|-------------------------------------------------------------------------------------------------------------------------------------------------|-----------------------------------------------------------------------------------------------------------------------------------------|
| 
Ninpha
Antonio Mora
from €75.00 | 
Nobody knows me
Antonio Mora
from €75.00 | 
Ny again
Antonio Mora
from €75.00 | 
NY Nostalgie
Antonio Mora
from €75.00 |
| 
Open
Antonio Mora
from €75.00 | 
Posidonia
Antonio Mora
from €75.00 | 
Proteo
Antonio Mora
from €75.00 | 
Proteo 2
Antonio Mora
from €75.00 |
| 
River
Antonio Mora
from €75.00 | 
Sad ninpha
Antonio Mora
from €75.00 | 
Sad possidon
Antonio Mora
from €75.00 | 
Samarkanda
Antonio Mora
from €100.00 |
| 
Solitude
Antonio Mora
from €75.00 | 
Something like this
Antonio Mora
from €75.00 | 
Stormhead
Antonio Mora
from €75.00 | 
Sunset
Antonio Mora
from €100.00 |
| 
Texture Black
Antonio Mora
from €50.00 | 
Texturized Man
Antonio Mora
from €75.00 | 
The Castle
Antonio Mora
from €75.00 | 
The queen
Antonio Mora
from €75.00 |
| 
Timeskin niña
Antonio Mora
from €75.00 | 
Tristesse
Antonio Mora
from €75.00 | 
Under construction
Antonio Mora
from €75.00 | 
Venecia
Antonio Mora
from €75.00 |



BEGIN PHOTOGRAPHING STUDENTS TOMORROW

DEMO ON DOUBLE EXPOSURE TECHNIQUES THURSDAY

Questions ?

